






Table 2 - House and Contents Insurance vs House-Only Policies (May 2019)


					
Location	Home & Contents	Home Only	Difference	% Difference	
Takapuna, Auckland	\$ 1,228	\$ 1,001	\$ 227	23%	
Mangere, Auckland	\$ 1,203	\$ 972	\$ 231	24%	
Hamilton	\$ 1,208	\$ 997	\$ 211	21%	
New Plymouth	\$ 1,273	\$ 1,053	\$ 220	21%	
Wellington	\$ 1,630	\$ 1,465	\$ 165	11%	
Lower Hutt	\$ 1,831	\$ 1,685	\$ 147	9%	
Nelson	\$ 1,341	\$ 1,178	\$ 163	14%	
Christchurch	Further details needed	Further details needed	N/A	N/A	
North Dunedin, Dunedin	\$ 1,164	\$ 997	\$ 167	17%	

					
Location	Home & Contents	Home Only	Difference	% Difference	
Takapuna, Auckland	\$ 1,443	\$ 1,107	\$ 337	30%	
Mangere, Auckland	\$ 1,475	\$ 1,028	\$ 447	43%	
Hamilton	\$ 1,312	\$ 934	\$ 378	41%	
New Plymouth	\$ 1,514	\$ 1,339	\$ 175	13%	
Wellington	Further details needed	Further details needed	N/A	N/A	
Lower Hutt	Further details needed	Further details needed	N/A	N/A	
Nelson	\$ 1,445	\$ 1,211	\$ 235	19%	
Christchurch	Further details needed	Further details needed	N/A	N/A	
North Dunedin, Dunedin	\$ 1,203	\$ 1,001	\$ 201	20%	

					
Location	Home & Contents	Home Only	Difference	% Difference	
Takapuna, Auckland	\$ 1,759	\$ 1,385	\$ 375	27%	
Mangere, Auckland	\$ 1,726	\$ 1,212	\$ 513	42%	
Hamilton	\$ 1,651	\$ 1,257	\$ 394	31%	
New Plymouth	\$ 1,630	\$ 1,328	\$ 302	23%	
Wellington	Further details needed	Further details needed	N/A	N/A	
Lower Hutt	Further details needed	Further details needed	N/A	N/A	
Nelson	\$ 1,773	\$ 1,518	\$ 255	17%	
Christchurch	Further details needed	Further details needed	N/A	N/A	
North Dunedin, Dunedin	\$ 1,627	\$ 1,366	\$ 261	19%	

					
Location	Home & Contents	Home Only	Difference	% Difference	
Takapuna, Auckland	\$ 1,378	\$ 946	\$ 432	46%	
Mangere, Auckland	\$ 1,532	\$ 1,032	\$ 500	48%	
Hamilton	\$ 1,452	\$ 1,033	\$ 419	41%	
New Plymouth	\$ 1,540	\$ 1,208	\$ 333	28%	
Wellington	Further details needed	Further details needed	N/A	N/A	
Lower Hutt	Further details needed	Further details needed	N/A	N/A	
Nelson	\$ 1,558	\$ 1,157	\$ 401	35%	
Christchurch	Further details needed	Further details needed	N/A	N/A	
North Dunedin, Dunedin	\$ 1,443	\$ 1,095	\$ 348	32%	

					
Location	Home & Contents	Home Only	Difference	% Difference	
Takapuna, Auckland	\$ 1,433	\$ 1,045	\$ 388	37%	
Mangere, Auckland	\$ 1,482	\$ 1,019	\$ 464	46%	
Hamilton	\$ 1,463	\$ 1,059	\$ 405	38%	
New Plymouth	\$ 1,399	\$ 1,083	\$ 316	29%	
Wellington	\$ 2,247	\$ 1,958	\$ 289	15%	
Lower Hutt	\$ 3,145	\$ 2,922	\$ 223	8%	
Nelson	\$ 1,774	\$ 1,424	\$ 349	25%	
Christchurch	\$ 2,031	\$ 1,788	\$ 243	14%	
North Dunedin, Dunedin	\$ 1,582	\$ 1,234	\$ 348	28%	

					
Location	Home & Contents	Home Only	Difference	% Difference	
Takapuna, Auckland	\$ 1,538	\$ 1,252	\$ 286	23%	
Mangere, Auckland	\$ 1,503	\$ 1,209	\$ 295	24%	
Hamilton	\$ 1,499	\$ 1,236	\$ 263	21%	
New Plymouth	\$ 1,579	\$ 1,301	\$ 278	21%	
Wellington	\$ 1,957	\$ 1,764	\$ 192	11%	
Lower Hutt	\$ 2,239	\$ 2,094	\$ 145	7%	
Nelson	\$ 1,632	\$ 1,444	\$ 187	13%	
Christchurch	Further details needed	Further details needed	N/A	N/A	
North Dunedin, Dunedin	\$ 1,427	\$ 1,236	\$ 192	16%	